


(1)(a) STATEMENT SHOWING SHAREHOLDING PATTERN IN CLAUSE-35

NAME OF THE COMPANY: JUST DIAL LIMITED			
Scrip Symbol:	JUSTDIAL	Name of the Scrip: Just Dial Limited	
Class of Security:	Equity		
Quarter Ended:	31/03/2014		
Partly paid-up shares	No. of partly paid-up shares	As a % of total no. of partly paid-up shares	As a % of total no. of shares of the Company.
Held by promoter/promoter group	0	0	0
Held by Public	0	0	0
Total:	0	0	0
Outstanding convertible securities:	No. of outstanding securities	As a % of total no. of outstanding convertible securities.	As a % of total no. of shares of the Company assuming full conversion of the convertible securities
Held by promoter/promoter group	0	0	0
Held by Public	0	0	0
Total:	0	0	0
Warrants:	No. of warrants	As a % of total no. of warrants	As a % of total no. of shares of the Company, assuming full conversion of warrants
Held by promoter/promoter group	0	0	0
Held by Public	0	0	0
Total:	0	0	0
Total paid-up capital of the Company, assuming full conversion of warrants and convertible securities	70150550	0	100.00



Just Dial Limited

CIN - L74140MH1993PLC150054


Registered & Corporate Office: Just Dial Software Pvt. Ltd., Building-M, 501, 5th Floor, Besides Goregaon Sports Club, Link Road, Malad (West), Mumbai - 400064.

Tel.: 022-28884060 / 66976666 • Fax.: 022-28823789


Mumbai, Delhi, Kolkata, Chennai, Bangalore, Pune, Hyderabad, Ahmedabad, Coimbatore, Jaipur and Chandigarh

☎08888888888 | www.justdial.com

CATEGORY CODE	CATEGORY OF SHAREHOLDER	NO OF SHAREHOLDERS	TOTAL NUMBER OF SHARES	NO OF SHARES HELD IN DEMATERIALIZED FORM	TOTAL SHAREHOLDING AS A % OF TOTAL NO OF SHARES		SHARES PLEDGE OR OTHERWISE ENCUMBERED	
					AS A PERCENTAGE OF (A+B)	AS A PERCENTAGE OF (A+B+C)	NUMBER OF SHARES	AS A PERCENTAGE
(I)	(II)	(III)	(IV)	(V)	(VI)	(VII)	(VIII)	(IX)-(VIII)/(IV)*100
(A)	PROMOTER AND PROMOTER GROUP							
(1)	INDIAN							
(a)	Individual /HUF	5	23149199	23149199	33.00	33.00	0	0.00
(b)	Central Government/State Government(s)	0	0	0	0.00	0.00	0	0.00
(c)	Bodies Corporate	0	0	0	0.00	0.00	0	0.00
(d)	Financial Institutions / Banks	0	0	0	0.00	0.00	0	0.00
(e)	Others	0	0	0	0.00	0.00	0	0.00
	Sub-Total A(1) :	5	23149199	23149199	33.00	33.00	0	0.00
(2)	FOREIGN							
(a)	Individuals (NRIs/Foreign Individuals)	0	0	0	0.00	0.00	0	0.00
(b)	Bodies Corporate	0	0	0	0.00	0.00	0	0.00
(c)	Institutions	0	0	0	0.00	0.00	0	0.00
(d)	Qualified Foreign Investor	0	0	0	0.00	0.00	0	0.00
(e)	Others	0	0	0	0.00	0.00	0	0.00
	Sub-Total A(2) :	0	0	0	0.00	0.00	0	0.00
	Total A=A(1)+A(2)	5	23149199	23149199	33.00	33.00	0	0.00
(B)	PUBLIC SHAREHOLDING							
(1)	INSTITUTIONS							
(a)	Mutual Funds /UTI	18	104750	104750	0.15	0.15		
(b)	Financial Institutions /Banks	2	1192	1192	0.00	0.00		
(c)	Central Government / State Government(s)	0	0	0	0.00	0.00		
(d)	Venture Capital Funds	0	0	0	0.00	0.00		
(e)	Insurance Companies	0	0	0	0.00	0.00		
(f)	Foreign Institutional Investors	117	17090330	17090330	24.36	24.36		
(g)	Foreign Venture Capital Investors	1	3116881	3116881	4.44	4.44		
(h)	Qualified Foreign Investor	0	0	0	0.00	0.00		
(i)	Others	0	0	0	0.00	0.00		
	Sub-Total B(1) :	138	20313153	20313153	28.96	28.96		
(2)	NON-INSTITUTIONS							
(a)	Bodies Corporate	459	259253	259253	0.37	0.37		
(b)	Individuals							
	(i) Individuals holding nominal share capital upto Rs.1 lakh	10756	747321	736769	1.07	1.07		
	(ii) Individuals holding nominal share capital in excess of Rs.1 lakh	26	1036054	1019254	1.48	1.48		
(c)	Others							
	FOREIGN BODIES	6	24469121	24469121	34.88	34.88		
	NON RESIDENT INDIANS	160	61018	61018	0.09	0.09		
	CLEARING MEMBERS	212	115211	115211	0.16	0.16		
	TRUSTS	4	220	220	0.00	0.00		
(d)	Qualified Foreign Investor	0	0	0	0.00	0.00		
	Sub-Total B(2) :	11623	26688198	26660846	38.04	38.04		
	Total B=B(1)+B(2) :	11761	47001351	46973999	67.00	67.00		
	Total (A+B) :	11766	70150550	70123198	100.00	100.00		
(C)	Shares held by custodians, against which Depository Receipts have been issued							
(1)	Promoter and Promoter Group	0	0	0	0	0	0	0
(2)	Public	0	0	0	0.00	0.00	0	0
	GRAND TOTAL (A+B+C) :	11766	70150550	70123198	100.00	0.00	0	0.00



(I)(b) Statement showing holding of securities (including shares, warrants, convertible securities) of persons belonging to the category "Promoter and Promoter Group"											
Sr.No	Name of the Shareholder	Details of Shares held		Encumbered shares (*)			Details of Warrants		Details of convertible securities		Total Shares (including underlying shares assuming full conversion of warrants and convertible securities) as a % of diluted share capital
		No. of Shares held	As a % of grand total (A)+(B)+(C)	Pledge Shares	AS a percentage	AS a % of grand total (A) + (B) + (C) of sub-clause (I)(a)	Number of warrants held	As a % total number of warrants of the same class	Number of convertible securities held	As a % total number of convertible securities of the same class	
(I)	(II)	(III)	(IV)	(V)	(VI)-(V)/(III)	(VII)	(VIII)	(IX)	(X)	(XI)	(XII)
1	Venkatachalam Sthanu Subramani	19193175	27.36	0	0.00	0.00	0	0.00	0	0.00	27.36
2	V. Krishnan	1415365	2.02	0	0.00	0.00	0	0.00	0	0.00	2.02
3	Ramani Iyer	1415111	2.02	0	0.00	0.00	0	0.00	0	0.00	2.02
4	Venkatachalam Sthanu Subramani	580836	0.83	0	0.00	0.00	0	0.00	0	0.00	0.83
5	Anita Mani	544712	0.78	0	0.00	0.00	0	0.00	0	0.00	0.78
TOTAL :		23149199	33.00	0	0.00	0.00	0	0.00	0	0.00	33.00




(I)(c)(ii) Statement showing holding of securities (including shares, warrants, convertible securities) of persons (together with PAC) belonging to the category "Public" and holding more than 5% of the total number of shares of the company								
Sr. No.	Name(s) of the shareholder(s) and the Persons Acting in Concert (PAC) with them	Number of shares held	Shares as a percentage of total number of shares (i.e., Grant total (A)+(B)+(C) indicated in Statement at para (I)(a) above)	Details of warrants		Details of convertible securities		Total shares (including underlying shares assuming full conversion of warrants and convertible securities) as a % of diluted share capital)
				Number of warrants held	As a % total number of warrants of the same class	Number of convertible securities held	% w.r.t total number of convertible securities of the same class	
1	Saif II Mauritius Company Limited	7826001	11.16	0	0.00	0	0.00	11.16
2	Tiger Global Four JD Holdings	5770880	8.23	0	0.00	0	0.00	8.23
3	Tiger Global Five Indian Holdings	3578012	5.10	0	0.00	0	0.00	5.10
TOTAL :		17174893	24.48	0	0.00	0	0.00	24.48

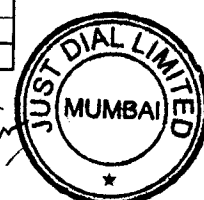


(I)(c)(i) Statement showing holding of securities (including shares, warrants, convertible securities) of persons belonging to the category "Public" and holding more than 1% of the total number of shares


Sr.No.	Name of the shareholder	Number of shares held	Shares as a percentage of total number of shares (i.e., Grant total (A)+(B)+(C) indicated in Statement at para (I)(a) above)	Details of warrants		Details of convertible securities		Total shares (including underlying shares assuming full conversion of warrants and convertible securities) as a % of diluted share capital)
				Number of warrants held	As a % total number of warrants of the same class	Number of convertible securities held	% w.r.t total number of convertible securities of the same class	
1	Saif II Mauritius Company Limited	7826001	11.16	0	0.00	0	0.00	11.16
2	Tiger Global Four JD Holdings	5770880	8.23	0	0.00	0	0.00	8.23
3	Tiger Global Five Indian Holdings	3578012	5.10	0	0.00	0	0.00	5.10
4	Sequoia Capital India Investments III	3400850	4.85	0	0.00	0	0.00	4.85
5	SCI Growth Investments II	3116881	4.44	0	0.00	0	0.00	4.44
6	Sequoia Capital India Growth Investment Holdings I	3116881	4.44	0	0.00	0	0.00	4.44
7	Citigroup Global Markets Mauritius Private Limited	1907589	2.72	0	0.00	0	0.00	2.72
8	Morgan Stanley Asia (Singapore) PTE	1797172	2.56	0	0.00	0	0.00	2.56
9	Tiaa-Cref Institutional Mutual Funds-International Equity Fund	1156562	1.65	0	0.00	0	0.00	1.65
10	Tree Line Asia Master Fund (Singapore) PTE Ltd	790682	1.13	0	0.00	0	0.00	1.13
11	SAPV Mauritius	776497	1.11	0	0.00	0	0.00	1.11
TOTAL :		33238007	47.38	0	0.00	0	0.00	47.38



(I)(d) STATEMENT SHOWING DETAILS OF LOCKED-IN SHARES*				
Sr.No.	Name of the shareholder	Number of locked-in shares	Locked-in shares as a (%) percentage of total number of shares (i.e. Grand Total (A)+(B)+(C) Indicated in Statement at para (I)(a) above)	Promoter/Promoter Group/Public
1	Venkatachalam Sthanu Subramani	11948430	17.03	Promoter/Promoter Group
2	Saif II Mauritius Company Limited	7826001	11.16	Public
3	Venkatachalam Sthanu Subramani	7244745	10.33	Promoter/Promoter Group
4	Tiger Global Four JD Holdings	5770880	8.23	Public
5	Tiger Global Five Indian Holdings	3578012	5.10	Public
6	Sequoia Capital India Investments III	3400850	4.85	Public
7	SCI Growth Investments II	3116881	4.44	Public
8	Sequoia Capital India Growth Investment Holdings I	3116881	4.44	Public
9	V Krishnan	855233	1.22	Promoter/Promoter Group
10	Ramani Iyer	855080	1.22	Promoter/Promoter Group
11	Sapv Mauritius	776497	1.11	Public
12	Venkatachalam Sthanu Subramani	580836	0.83	Promoter/Promoter Group
13	V Krishnan	560132	0.80	Promoter/Promoter Group
14	Ramani Iyer	560031	0.80	Promoter/Promoter Group
15	Anita Mani	329142	0.47	Promoter/Promoter Group
16	Anita Mani	215570	0.31	Promoter/Promoter Group
17	Shyam Sunder Khattar	68890	0.10	Public
18	Amitabh Harivansh Rai Bachchan	62794	0.09	Public
19	Rajesh Ramlal Dembla	52240	0.07	Public
20	Muralidhara Kinnimulki Nayak	35875	0.05	Public
21	Sathya Narayan Rao	14600	0.02	Public
22	Menka Sumeet Vaid	10200	0.01	Public
23	Ramkumar Krishnamachari	7840	0.01	Public
24	Koora Srinivas	7840	0.01	Public
25	Ajay Mohan Nair	7840	0.01	Public
26	Madhu Nair	7000	0.01	Public
27	Shakeeb Azizuddin Shaikh	6720	0.01	Public
28	Sulthan	5600	0.01	Public
29	Rashmi Bhuptani	5500	0.01	Public
30	Bagalkot Rohit	1200	0.00	Public
31	Pawan Prabhakar	615	0.00	Public
32	Abhishek Kumar	524	0.00	Public
33	Ameet Mahendra Desai	450	0.00	Public
34	Arnol Hareshwar Sane	250	0.00	Public
35	Salma Anjum Siddiqua sa	236	0.00	Public
36	BMA Wealth Creators Limited	150	0.00	Public
37	Anant Patel	149	0.00	Public
38	Neha Gupta	130	0.00	Public
39	Sumit Roy	120	0.00	Public
40	Monika Kapoor	117	0.00	Public
41	Navpreet Arora	100	0.00	Public
42	Asmita Sagar Shinde	92	0.00	Public
43	Deepshikha Sharma	67	0.00	Public
44	B Supriya	67	0.00	Public
45	Farheen Akmal Pasha	52	0.00	Public
46	Darshana Pankit Savla	50	0.00	Public
47	Vijayalakshmi	49	0.00	Public
48	Shradha Mehra	38	0.00	Public
49	Shyam S Khattar	150	0.00	Public
50	K Muralidhar Nayak	125	0.00	Public
51	Prii Grover	5600	0.01	Public
52	Rashmi Bhuptani	100	0.00	Public
53	Anand Prakash Srivastava	4200	0.01	Public
54	Vandana Sharda	4200	0.01	Public
55	S David Jayanth	16800	0.02	Public
56	Sonal Rajendra Thakkar	4200	0.01	Public
57	Amit Sharma	118	0.00	Public
58	Amarjeet Singh	107	0.00	Public
59	Megha Khandelwal	49	0.00	Public
60	Pradeep Sharma	199	0.00	Public
61	Dhiraj Singh	61	0.00	Public
62	B Sankari	100	0.00	Public
63	Monika Kapoor	235	0.00	Public
64	Yogesh Chetty	171	0.00	Public
65	Shradha Ganeriwala	368	0.00	Public
66	Ganesh Naidu	720	0.00	Public
	TOTAL	51070099	72.80	



(II)(a) STATEMENT SHOWING DETAILS OF DEPOSITORY RECEIPTS (DRS)				
Sr.No.	Type of outstanding DR (ADRs,GDRs,SDRs)	Number of outstanding DRs	Number of shares underlying outstanding DRs	Shares underlying outstanding DRs as a percentage of total number of shares (i.e., Grand Total (A)+(B)+(C) indicated in Statement at Para(I)(a) above)
	TOTAL :	0	0	0



(II)(a) STATEMENT SHOWING DETAILS OF DEPOSITORY RECEIPTS (DRS)				
Sr.No.	Type of outstanding DR (ADRs,GDRs,SDRs,etc.)	Number of outstanding DRs	Number of shares underlying outstanding DRs	Shares underlying outstanding DRs as a percentage of total number of shares {i.e., Grand Total (A)+(B)+(C) indicated in Statement at Para(I)(a) above}
	TOTAL :	0	0	0

